

Tuesday 12th January

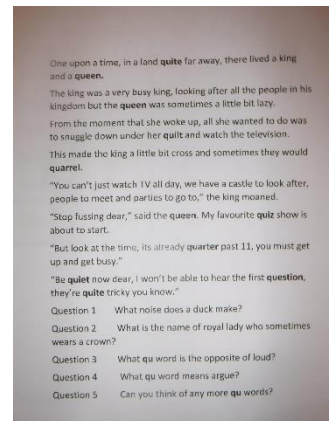
Hello!

Today we are looking at our new sound – **qu** which is our first **digraph**. A digraph has 2 letters that sit together in a word to make 1 sound. We will use the term digraph at school. Qu is quite an awkward one to start with as there aren't so many decodable words that the children can read at this stage.

I have sent a short **qu** word story (which I have made up!) to help the children to listen carefully and spot the **qu** sound. This is for an adult to read. When your child hears a **qu** they can say the sound and do the crown action.

There is an Alphablocks video called 'Quick' to watch.

<https://www.bbc.co.uk/iplayer/episode/b01dzhc5/alphablocks-series-2-20-quick>




and the BBCbitesize Key Stage 1 phonics phase 3 qu

<https://www.bbc.co.uk/bitesize/topics/zvq9bdm/articles/zrqtqp3>

We are continuing to look at teen numbers. We are learning that when you write teen numbers, firstly they all have a 1 and then secondly, the one stands for 1 ten. Each teen number has a ten. The Numicon tiles show this clearly.


You could listen again to the teen number song from last week.



Numbers in the Teens (They Start with a 1) (song for kids about teen numbers)

<https://youtu.be/1W5aYi3lkho>

There is a sheet with teen numbers in boxes. The children need to use their Numicon tiles to make the number (with a ten tile each time), then draw inside each hole.



Finally there are some cone superheroes for you to cut out to practise scissor skills.

If you need to ask any questions, just email the school and I will get back to you.

Thank you very much,

Mrs Ford

Don't forget the Phase 2 games <https://www.phonicsplay.co.uk/>