

**Thursday 14.1.21**

Today we are still working on the **ch** digraph, but it is a writing day.

You can choose just one of the three writing activities or if you are very keen, attempt two or all three.

1. You could have a go at writing the words on a piece of paper, listening for all 3 sounds and using your fingers if you need to.
2. I have included a picture of a chick on chips. The children could try to write a sentence or a caption underneath.



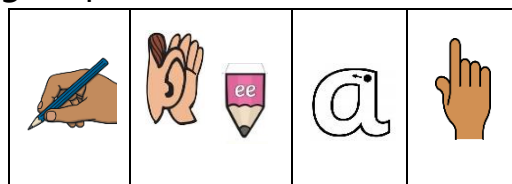
The chick sat on the chips.  
or  
chick on the chips



Try to encourage the children to use their sounds as independently as possible. It is much better that they listen for the sounds themselves and then write the ones that they can hear, even if they can't hear all of them, rather than copying from an adult's writing.


Top tips when we are writing –

- pinch your pen,
- listen carefully for the sounds in each word and write the ones that you can hear,
- try to form your letters correctly
- don't forget finger spaces between words




You can use the sound mat to help.

3. Set up a **ch** word hunt



Cut out the **ch** words and stick/hide them around the house. When you find a word, write it next to the correct picture.

There are also some Numicon teen number sheets. The children need to work out the correct teen number by looking at the Numicon and then circle the correct number underneath.



Don't forget the Phase 2 games on <https://www.phonicsplay.co.uk/>