

Friday 29th January

Letters and sounds

Today, as a warm up, I have included a sheet with the digraphs that we have learned so far. You could cut them up, place them face down on the floor and ask your child to pick up one at a time, say the sound and then sort them into a pile of each sound. It will help with speedy sound recognition which makes reading more fluent. Below is a link to a game that will also help.

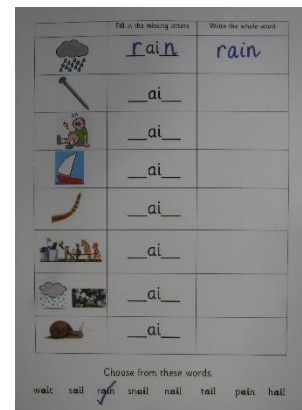
Phonics play game - Flash cards speed trial

When you have clicked **start**, click on **individual graphemes** then you can choose the ones that you would like to practise.

You could choose all of the Phase 2 and then Phase 3 up to **ai**, or just **j** to **ai** in Phase 3.

<https://www.phonicsplay.co.uk/resources/phase/2/flashcards-speed-trials>

There is also an 'ai word sheet' to try. Just fill in the missing sounds and then write the whole word.



Don't forget, there will also be new phonics Bug resources today too.



Phonics Bug


Number

Polar I spy and add to 10/20 sheets.




The children just need to count the correct number of animals and then put it into the number sentence.

You could then use the Numicon tiles, if needed, to help to find the total.




There are also a couple of 'Frozen dot to dots for number and fine motor practise.



Expressive Art and Design

Make your own penguin using a cardboard tube.



Have a lovely weekend and thank you to everyone for working so hard this week, I know it's not always easy. Thank you also to those that have sent photos of children's amazing work. I have really enjoyed looking at them and we are displaying them in the classroom.

eyrs@oldheath.essex.sch.uk

Mrs Ford