

Thursday 21st January 2021

WALT: collect information about an important historical person.

Work through the power point (or pdf print-out) about Samuel Pepys. If you can, visit the BBC website as well:

<https://www.bbc.co.uk/bitesize/topics/z7d7gwx/articles/zhgxcqt>


Today you are going to write down some of the facts about Samuel Pepys before writing a fact file next week. So, as today you are collecting facts, you can write them as bullet points as we have done before. Remember, you don't have to write full sentences, just the important bits! And try to find a fact that is quite surprising.

- _____
- _____
- _____
- _____
- _____
- _____



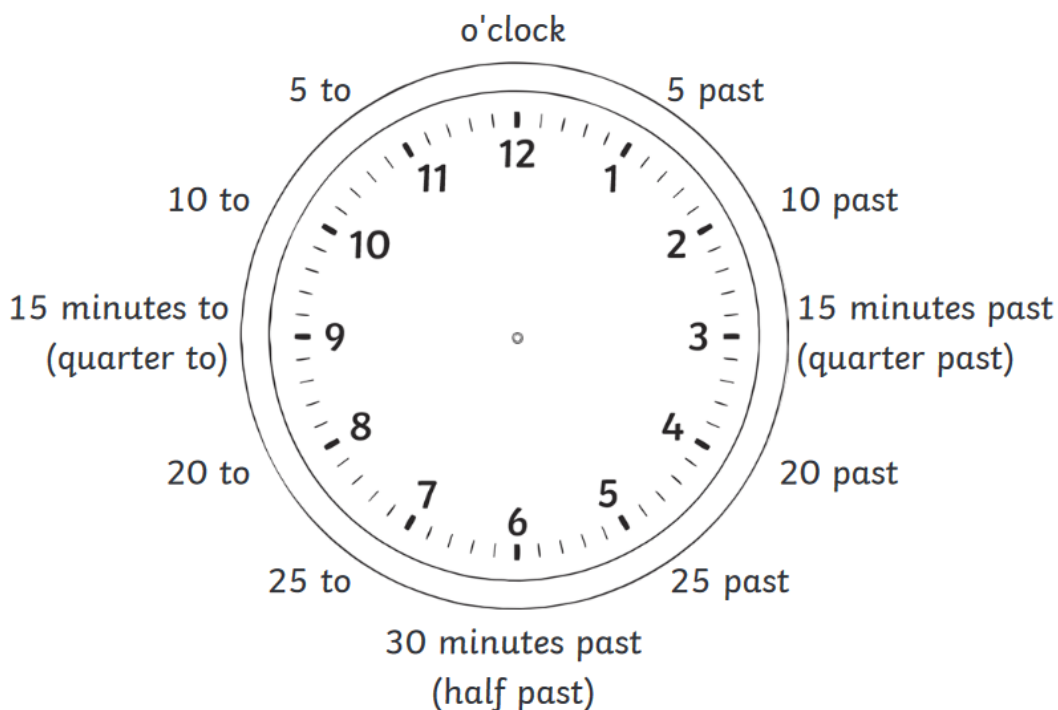
Thursday 21st January 2021




WALT: Read time on digital/analogue clocks to nearest quarter of hour and at five-minute increments.

Remember if we're talking about the time on a clock with hands, it is called analogue otherwise it is digital. There are lots of videos on Youtube to watch that will help you. Add the hands to the clocks to show the correct times. Remember to use two different colours for the hands as that's easier than trying to make sure one is smaller than the other.



1) Write the time shown underneath each clock. Use this labelled clock to help.






Thursday 21st January 2021

SPaG:

Homophones are words that have the same pronunciation but different meanings or spellings, for example *new* and *knew*. Visit:

<https://www.bbc.co.uk/bitesize/topics/zqhp2p/articles/zc84cwx> for more information.

Put the correct number next to each word. Always start with the ones you know first.





















	bare		bear		maid		would
	wood		grate		knight		hare
	flower		stair		night		bee
	sew		be		so		flour
	great		hair		made		stare

Phonics:

We are learning different ways of spelling the /oo/ phoneme. Remember it's the /oo/ phoneme as in spoon.

Have a go at working out the correct words to describe the pictures below. I have put the answer sheet on the next page (don't peek though) because we do sometimes have a little trouble working out the pictures, don't we?!

ew		ue		u-e	
					
					
					
					
					
					

ew		ue		u-e	
	jewel		blue		prune
	screw		glue		rude
	grew		clue		salute
	drew		bluebird		ruler
	blew		true		flute
	crew		flue		June