

Tuesday 26th January 2021

English

WALT: write sentences in the form of statements.

Look at the following slides and think about which sources help us know about the past.



What were the main events of the Great Fire?

- It started on 2nd September 1666, in a bakery on Pudding Lane.
- The city was very dry and windy.
- The fire spread very quickly and there was no fire brigade to help.
- People had to use buckets of water to put the fire out and houses were pulled down.
- People took their belongings on boats across the River Thames.
- St. Pauls Cathedral was destroyed by the fire.
- As the wind died down, the fire burned more slowly.
- By Thursday the fire had stopped. Luckily, only 6 people died but thousands of people were left homeless and had lost their belongings.



How do we know about the Great Fire?

What is an eyewitness?



Imagine you are there: How would you feel? What would you do?

Samuel Pepys

- What can you remember about him? Why is he important?
- What is a diary? What sort of information do people keep in diaries?
- Are diaries fact or fiction?
- Why might diaries from the past be useful for us today?



Sources of Information

Samuel Pepys was an eyewitness to the Great Fire. His diary is a reliable source of information about what happened. Let's find out what he wrote!

Extract from Samuel Pepys' Diary

Sunday 2 September 1666

Jane called us up about three in the morning, to tell us of a great fire they saw in the City. So I rose and slipped on my nightgown, and went to her window. ... I thought it far enough off, and so went to bed again and to sleep. ... By and by Jane comes and tells me that she hears that above 300 houses have been burned down to-night by the fire we saw, and that it is now burning down all Fish-street, by London Bridge. So I made myself ready presently, and walked to the Tower, ... and there I did see the houses at that end of the bridge all on fire, and an infinite great fire on this and the other side the end of the bridge. ... So down, with my heart full of trouble, to the Lieutenant of the Tower, who tells me that it began this morning in the King's baker's house in Pudding-lane, and that it hath burned St. Magnus's Church and most part of Fish-street already. So I down to the water-side, and there got a boat and through bridge, and there saw a lamentable fire. ... Everybody endeavouring to remove their goods, and flinging into the river, or bringing them into lighters that lay off; poor people staying in their houses as long as till the very fire touched them, and then running into boats, or dabbling from one pair of stairs by the water-side to another. And among other things, the poor pigeons, I perceive, were loth to leave their houses, but hovered about the windows and balconys till they were, some of them burned, their wings, and fell down.

So I was called for, and did tell the King and Duke of York what I saw, and that unless his Majesty did command houses to be pulled down nothing could stop the fire. They seemed much troubled, and the King commanded me to go to my Lord Mayor from him, and command him to spare no houses, but to pull down before the fire every way.

Great Fire Sources

Which of these sources help to let us know how the Great Fire started?



A detailed drawing of the London skyline, before and after.



A portrait of King Charles II



An eyewitness statement detailing where the fire began, signed by John Morgan in 1668.

Photo courtesy of Thomas Fisher Rare Book Library (M&L) on Flickr - granted under Creative Commons License - via flickr

twinkl.co.uk

Great Fire Sources

Which of these sources help to let us know how the Great Fire started?



- You are going to be history detectives!
- Look at the pictures on your sheet. Which of these sources will help you to find out more about the Great Fire of London?



twinkl.co.uk

Tuesday 26th January 2021

English

WALT: write sentences in the form of statements.

Can you be a history detective and decide which sources help us understand what happened during the Great Fire of London?

Cut out four sources and stick them into the boxes below:

1	2
3	4

I think these sources are helpful because.....

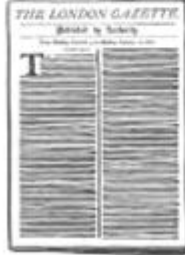
Portrait of Charles II



Samuel Pepys's diary, extracts from 2nd - 6th September 1666



London Gazette report from 3rd September 1666



A 17th century fire bucket



A coin from 1666



An eyewitness statement, signed by John Morgan in 1668



A map of London from 1660













A painting of the Great Fire, painted in 1670



Tuesday 26th January 2021

SPaG






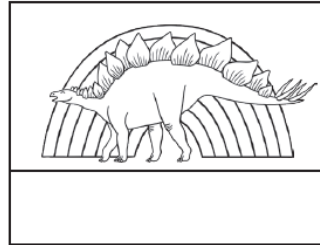


Look at the images and write the phrase saying who the item belongs to. The first one has been done for you.

 school bag	belonging to	 Benji	=	Benji's school bag
 school	belonging to	 the children	=	
 diary	belonging to	 Freya	=	
 cape	belonging to	 Mr Jay	=	
 PE equipment	belonging to	 the school	=	
 pen	belonging to	 teacher	=	

Tuesday 26th January 2021

Phonics

Can you spot the /ow/ word in the pictures? Write the /ow/ word you can see.



bow window bowl crow row pillow blow rainbow


Write a sentence about one of the stegosaurus pictures.


Tuesday 26th January 2021

Art:

WALT: use collage to create an image.

You are going to use paper to create an image of London during the Great fire. Use the example as a guide. I've put some different colour strips for you to use, but if you can use magazines or paper with other textures, please do. If you do use magazines, make sure you choose the correct colours. Tear the strips into different lengths and thicknesses.






Tuesday 26th January 2021

Art:

WALT: use collage to create an image.



London is Burning!