

Tuesday 2nd February 2021

English

WALT: write for different purposes (design a poster).

Look through the slides to find out how London was rebuilt after the fire.

What Happened After the Great Fire?



Why did the Great Fire eventually stop?

- Houses in London's streets were built very close together and made from wood. Many of these houses had been pulled down to stop the fire spreading between them.
- The wind had stopped so it wasn't spreading the fire anymore.
- In some areas, the ground was so hot it took several days before people could walk there again!
- At least 65,000 people were left homeless and without their belongings. London needed to be rebuilt.



What Happened Next?

Who made the decisions about what happened next to London?



Who do you think decided what happened to London in 1666?

King Charles II?

The Lord Mayor?

Architects?

King Charles II made a speech to the people of London; the details are this declaration from 1666. He praised the courage of the people who tried to put out the fire. He also said that he wanted to rebuild the city and make plans to ensure another disaster like this could not happen again.

What actually happened after the Great Fire?



- In October 1666, King Charles appointed architects including Sir Christopher Wren, to start rebuilding London.
- Some streets were **widened** or **straightened**.
- All houses had to be constructed of **brick**, though some use of wood was allowed in practice. The grander houses sometimes had doorways and windows in **stone**. Some are still present in London today (see picture).
- It was made easier to get **water** from the **River Thames** to the houses close by.

Did you think of any of these ideas too?

Can you share your designs with the class?

Copyright © 2014

How would you rebuild London?



This is a painting of London before the fire. The houses are made from wood, often leaning into the streets and tightly packed together.



- What was dangerous?
- What could make the new houses safer?
- What could be done to make the streets cleaner?
- What could be done to make the streets safer?

Copyright © 2014

Christopher Wren's House



This is Christopher Wren's House, designed after the Great Fire. What materials have been used to build the house?



Photo credit: © The British Library

Copyright © 2014

How would you rebuild London?



Here is an architect's idea of how he or she might design a city. Can you create a poster of how you want to rebuild London?



Photo credit: © The British Library

How will the houses be safer?

What will the houses be made from?

What will the streets look like?

How much space will there be?

Copyright © 2014

Christopher Wren's Designs



St. Paul's Cathedral was rebuilt by Sir Christopher Wren, and it still survives today!



Sir Christopher Wren also designed this Monument to remember the Great Fire. Can you guess where it is in London?


Photos courtesy of the British Library, Flickr, and iStockphoto.com. All rights reserved. No part of this publication may be reproduced without the prior written permission of the publisher.

Tuesday 2nd February 2021

English

WALT: write for different purposes (design a poster).

How would you rebuild London? Design a poster to send to the king with your ideas for a new street in London. Remember what materials were used for the new buildings and how wide the street needs to be. Add labels to give information.



Tuesday 2nd February 2021

Maths

WALT: record multiplication facts for the 5 times table.

Do you remember that multiplication is lots of the same number added together, repeated addition:
 $5 + 5 + 5 + 5 + 5 = 30$ This is a long number sentence to write, so instead we use multiplication, or times.
We use the x symbol. When we write a multiplication number sentence, $6 \times 5 = 30$ the first number, the 6, tells us how many of the second number, the 5, we need. So 6×5 means 6 lots of 5. Complete the activity below. You can visit this website for a fun times tables game: <http://www.ictgames.com/funkyMummy/index>

5 Times Table Space Race

Multiply the numbers on the track.

Write them down as you go around.


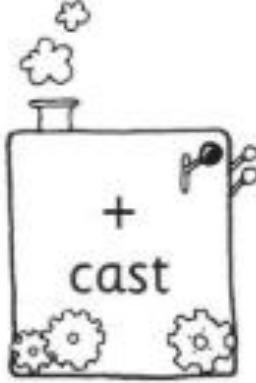

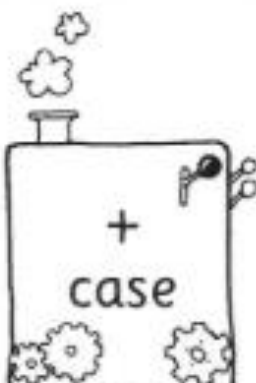


Use a timer to see how long it takes you to finish the race!



The track is a large number 5 shape. The numbers on the track are: 5, 10, 2, 6, 3, 1, 9, 4, 7, 2, 8, 10, 5, 1, 6, 7, 4, 9, 3, 5, 2. A central circle contains 'x5'. A rocket is at the bottom right, labeled 'START'.

Tuesday 2nd F

Use the compound word machines to make new words.

<p>in</p> <p>pin foot</p>  <p>+ ball</p> <p>out</p> <p>pinball</p> <p>_____</p>	<p>in</p> <p>fore over</p>  <p>+ cast</p> <p>out</p> <p>_____</p> <p>_____</p>
<p>in</p> <p>bed class bath</p>  <p>+ room</p> <p>out</p> <p>_____</p> <p>_____</p> <p>_____</p>	<p>in</p> <p>book suit brief</p>  <p>+ case</p> <p>out</p> <p>_____</p> <p>_____</p> <p>_____</p>
<p>in</p> <p>wheel arm push</p>  <p>+ chair</p> <p>out</p> <p>_____</p> <p>_____</p> <p>_____</p>	<p>in</p> <p>out over be</p>  <p>+ come</p> <p>out</p> <p>_____</p> <p>_____</p> <p>_____</p>



• Make ten compound words by adding other words to these:

- cake
- coat
- stone
- pot

Look at the words below and think about the sound the /g/ is making. Is it making the sound we expect or is it making a /j/ sound instead? Write the words in the correct boxes.

g sound	j sound

goat, gingerbread, gate, gas, gem, gentle, gym, giraffe, giant,
gone, age, page, game

Tuesday 2nd February 2021

Art

WALT: use colours to create a background.

This week we are going to create a fiery background which will be needed next week. If you have paints, use the reds, oranges and yellow and cover the entire page with colour, trying to make the brushstrokes look like flames. Below is an example of what we're working towards. Next week we will add the silhouette.



Use the next sheet but remember to colour the whole sheet.

