

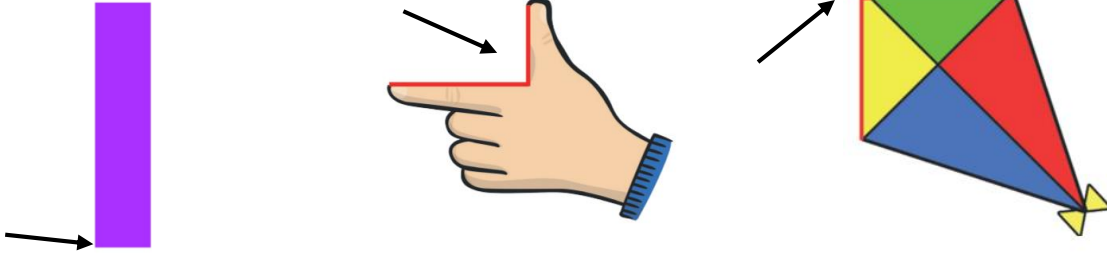
Monday 1st February 2021

Maths

01/02/21

WALT: Recognise a right-angle.


An angle is when two lines meet at a point, and is also way of measuring a turn. A right angle should make a perfect corner or L shape. Can you spot any at home right now? Look at the corner of a door or a window. How many can you find? Take a look at the pictures below.



Can you make a right angle using your body? You could use your hand, your arms, legs or lay and the floor make a right angle with your entire body!

Activity 1

Cut out your angle monster (large one in pack). Use him to find right angles around your house and in the shapes below. Circle any right angles you see.



Activity 2


Write your first and last name in capital letters. Can you see any right angles? I have found one in my name, can you see any more?

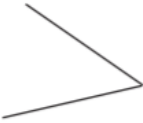
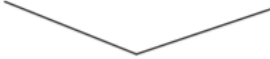



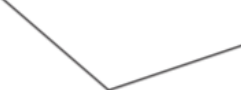

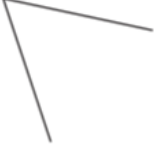
MISS BAKER

Your name:

Activity 3

Look for right angles in the lines below. If you find one, draw it using a square like here:



1. 	2. 
3. 	4. 
5. 	6. 
7. 	8. 

English

WALT: Order a set of instructions.

To start, read a set of instructions and recap features.

Activity 1

Cut out the pictures for brushing your teeth (attached). Then put them in order - you should hopefully know this from good practise! Then think about the instructions that could go with the pictures. Talk it through, make sure you don't miss any steps!

Activity 2

Now glue in the pictures in order below or on a separate sheet and write instructions to go alongside. Make sure your instructions have:

Numbers to order them	Imperative Verbs
A heading	A 'you will need' list

Is there anything else you could include to improve your instructions?

New Spellings for Week 5. Quiz on Friday 5th Feb

<p>Mrs Collins' Group</p> <p>night knight hour our buy by flour flower eye I</p>	<p>Week 5 Creating negative meaning using prefix dis-</p> <hr/> <p>dislike disobey discolour discover</p>	<p>Miss Baker's Group</p> <p>disappear dishonest disallow disbelieve disapprove discontinue</p>
---	--	--

Magic Spell

A comma can have a few jobs such as to separate clauses and items in a list.

<https://www.bbc.co.uk/bitesize/topics/zr6bxyc/articles/zfmmvt4>

Today I would like you to recap using a comma to separate items in a list. Remember, this isn't just shopping lists! This could be adjectives in a list to describe a noun.

For example: **The big, beautiful and blue sea. The large, stripey and angry tiger.**

We use a comma to separate the adjectives. For the last adjective, we use 'and' instead of a comma. Have a go at punctuating the sentences below.

I went to the shop and bought eggs milk _____ butter.

I have a large ginger cat who loves to eat fish chicken _____ milk.

The larg furry orangutan was playing in the enourmous green _____ beautiful rainforest.

The bones in our leg are called the femur tibia patella ____ fibula.

Geography WALT: Locate and name rivers in the UK and surrounding seas.

Let's quickly recap last week's learning, what are the 4 countries within the UK? Can you remember the capital cities? Draw a line to match them up here:

- | | |
|------------------|-----------|
| England | Belfast |
| Northern Ireland | Edinburgh |
| Wales | London |
| Scotland | Cardiff |



Today we are moving on to learn about the oceans that surround us and the rivers within the UK. It would be best for you to have a really good look at a map of the UK and try to find some the rivers and surrounding oceans.

I have attached a map of the UK, you can have a look at Google Maps, or there are some maps free to download here:

<https://www.3dgeography.co.uk/map-of-the-uk>

You should remember some of this from last term when we explored physical features of the UK.

Activity 1

Go through the PowerPoint and then have a go at the worksheet attached.