

Daily Plan
Wednesday 20th January

Early Work	Maths 5 a day	Do the wordsearch activity that includes all your weekly spellings. (Nouns ending in the suffix -tion.)
English	Read Chapter 9 of our class text 'The Lion, the Witch and the Wardrobe.' Then complete the accompanying Word Study and Comprehension Questions. Remember to write in <u>full</u> sentences for the last section with good punctuation.	Yesterday you recorded your ideas on the top section of the Creative Planning Sheet Today you are going to record your thoughts in the middle section of the Creative Planning Sheet, 'Inside the Wardrobe', using the template provided. Remember to keep your writing neat and to write in full punctuated sentences.
Maths	Log in to Topmarks maths and play 'Mental Maths Train'. Choose a subtraction game of your choice at your level.	First revise the teaching by looking over the PowerPoint slides for the day. This is on multiplying 1-place decimals to give whole numbers . Review the practice sheets. You have a choice of Sheet 1 (easier) or Sheet 2 (harder). Select the appropriate one. Complete the practice sheet.
RE	<u>Christian Symbols</u> Today we are learning to name and explain the key symbols of Christianity. Look at the Powerpoint presentation. What are the three Christian symbols that	are mentioned? Your task is to paint a stone with one of the three Christian symbols. Explain to an adult the meaning of the symbol you have chosen. If you don't have a stone use a small box or do it on paper.
Spellings/Reading	Information adoration sensation preparation education location exaggeration concentration imagination organisation	Read for 15 mins with an adult or older sibling and record it in your daily reading record. This could be a book from school or home or a comic. Don't forget to record it in your reading record and get a grown up to sign it.

Name: _____

Primary 5-a-day

Bronze

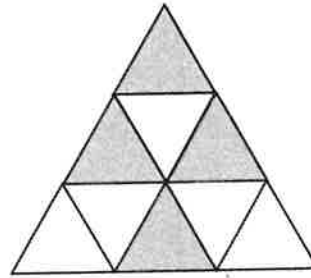


20th January

$$200 - 70$$

$$\begin{array}{r} 14 \\ \times \quad 5 \\ \hline \end{array}$$

What fraction of this shape is shaded?



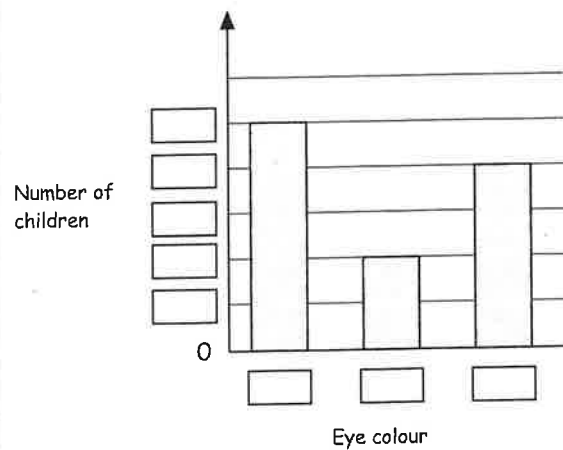
Alice collected information about her friends' eye colour.

Here are her results

Eye Colour	Number of Children
Brown	8
Blue	10
Green	4

The bar chart shows the information from the table

Fill in **all** the missing labels



Creating Nouns by Adding an -ation Suffix.

c p g i k o l p e r t a s d
o r t m a q e o f v b l e f
n e x a g g e r a t i o n g
c p u g h k d g a a u c s t
e a i i y i e a d s p a a r
n r o n t l r n o e e t t e
t a l a r o t i r r r i i d
r t e t a e y s a t t o o u
a i f i q r g a t y d n n c
t o g o w t c t i u e m l a
i n h n d a v i o i a n p t
o a j c b c b o n g l e o i
n w e r t y u n o h j r s o
i n f o r m a t i o n b h n

information

adoration

sensation

preparation

education

location

exaggeration

concentration

imagination

organisation

Teaching revision: Day 3

Multiply 1-place decimals to give whole numbers

Day 3: Multiply 1-place decimals to give whole numbers.

Let's see...

What will happen to the digit cards when we multiply 2.5 by 10?

The DIGITS moved one place to the left.
THE DECIMAL POINT DIDN'T MOVE!

Day 3: Multiply 1-place decimals to give whole numbers.

The function machine multiplies by 10.

Can you predict the answer when the numbers go through the machine?

How can we reverse the function?

We can divide by 10!

Now choose a practice sheet to suit you.
You can select Sheet 1 (easier) or Sheet 2 (harder).

Multiplying by 10

$$3.6 \times 10 = \boxed{}$$

$$0.6 \times 10 = \boxed{}$$

$$4.5 \times 10 = \boxed{}$$

$$\boxed{} \times 10 = 4$$

$$2.7 \times 10 = \boxed{}$$

$$23.5 \times 10 = \boxed{}$$

$$\boxed{} \times 10 = 81$$

$$32.7 \times 10 = \boxed{}$$

$$6.2 \times 10 = \boxed{}$$

$$\boxed{} \times 10 = 58$$

$$\boxed{} \times 10 = 73$$

$$\boxed{} \times 10 = 47$$

Multiplying and dividing by 10

$4.7 \times 10 = \boxed{}$

$84 \boxed{} = 8.4$

$0.7 \times 10 = \boxed{}$

$2.7 \boxed{} = 27$

$2.3 \boxed{} = 23$

$0.6 \boxed{} = 6$

$45 \div 10 = \boxed{}$

$\boxed{} \times 10 = 70$

$\boxed{} \div 10 = 7.2$

$\boxed{} \div 10 = 8.3$

$\boxed{} \div 10 = 0.3$

$\boxed{} \times 10 = 8$

Challenge

Think of a number, multiply it by 10 or divide by 10.

Tell your partner what you did and the answer, but not the starting number. Can they work it out? Swap and repeat.

THE LION, THE WITCH, AND THE WARDROBE



CHAPTER 9

Word Study

Part 1: Providing context (1 mark each)

Below are sentences from the novel with missing vocabulary terms. Fill in the blanks with the appropriate word.

descent	cruel	schemes
relief	reckoned	spoils

1. "... there's nothing that _____ the taste of good ordinary food half so much as the memory of bad magic food."
2. "It wasn't a very good excuse, however, for deep down inside him he really knew that the White Witch was bad and _____."
3. "He hadn't _____ on this; but he had to make the best of it."
4. "When I'm King of Narnia the first thing I shall do will be to make some _____ roads."
5. "He had just settled in his mind what sort of palace he would have ... and was putting the finishing touches to some _____ for keeping Peter in his place..."
6. "The relief which Edmund felt was so great that in spite of the cold he suddenly got warm all over right down to his toes..."

Part 2: Antonyms

An **antonym** is a word that has the opposite meaning of another word. Circle the antonym of the bolded word from the list provided.

7. decent	respectable	inadequate	suitable	fitting
8. reckoned	considered	supposed	guessed	knew
9. cruel	kind	nasty	vicious	ruthless
10. spoils	improves	ruins	destroys	impairs
11. schemes	plans	chaos	plots	ideas
12. relief	break	help	respite	pain



THE LION, THE WITCH, AND THE WARDROBE



Reading Comprehension

Part 1: Circle the correct answer. (1 mark each)

- Why hadn't Edmund eaten his dinner at the Beavers' home?
 - He was too afraid to eat.
 - He did not like fish.
 - He kept thinking about Turkish Delight instead.
 - He did not trust the Beavers.
- What did Edmund believe about how the White Witch would treat his brother and sisters?
 - She would make them King and Queens as well.
 - She would punish them severely for not believing Edmund.
 - She would kill them for being mean to Edmund.
 - She might not be very nice to them, but she certainly would not hurt them.
- What did Edmund say was the first thing he planned to do once he was King of Narnia?
 - build some decent roads
 - get rid of Aslan
 - make Peter his slave
 - eat as much Turkish delight as possible
- What did Edmund find inside the courtyard of the Witch's castle?
 - Peter, Susan, Lucy and the Beavers
 - statues of animals and other creatures
 - the White Witch's sledge
 - Aslan turned into a statue
- Who was Maugrim?
 - The dwarf who works for the White Witch
 - Mr. Beaver's real name
 - Chief of the White Witch's Secret Police
 - Mr. Tumnus's father
- Describe the White Witch's reaction to Edmund's arrival.
 - She was happy to see him.
 - She felt sorry for him because he was hungry, so she gave him Turkish Delight.
 - She was sad to hear the lies being told about her by the Beavers.
 - She was angry that he had not brought his brother and sisters.

THE LION, THE WITCH, AND THE WARDROBE


Part 2: Answer the following questions in FULL SENTENCES.

7. How does Edmund justify going to the Witch's house? (3 marks)

8. Why is Edmund's trip to the castle so difficult? (2 marks)

9. What did Edmund expect from the White Witch when he arrived at her castle? (2 marks)





Aim

- I can name and explain the key symbols of Christianity.

Success Criteria

- I can name and explain the key symbols of Christianity.
- I can create an information card to explain one of the Christian symbols.

Symbols

What are symbols?

Symbols are marks or characters used as conventional representations of an object, function, or process.

Can you think of anywhere you might see a symbol?

A collage of six images illustrating various symbols: a red and white pizza box, a Pizza Hut logo, a red Nike swoosh, a red and white pizza box, a blue and white sign, and a close-up of a human eye.

Symbols


Three symbols are displayed: a white dove, a black fish, and a black cross.


What are these symbols?

How are these symbols used in Christianity?

Why are these symbols used?

Cross






The cross is an important symbol for Christians. It reminds them that Jesus died on a cross. It is particularly important because Christians believe that Jesus died on the cross to show his love for humanity, and by dying in this way, sins are forgiven and all have a chance of entering heaven.

Jesus dying on the cross is known as the crucifixion and a cross symbol showing Jesus on the cross is called a 'crucifix'.

Cross

Look at places where the cross symbol is used within Christianity:



Dove




Do you know anything about this symbol already?


Dove

The dove symbol is often associated with peace. For Christians, the dove symbol also represents the Holy Spirit. When Jesus died, he promised the disciples that even though he wouldn't be there any more as a man, he would not be leaving them alone - he sent the Holy Spirit.

Christians think of the Holy Spirit as a presence with them, a feeling that God is there with them always, guiding, helping, reviving.




Ichthus




The Ichthus (also spelt Ichthys and also known as the 'fish') was a secret symbol for early Christians.

It was used to show that they were followers of Jesus Christ, and to state that they were Christians.



Draw the Ichthus symbol on your whiteboard.


Stone




Your task is to paint a Christian symbol on a stone.

Think carefully about how you visualise him and how you will show that.

1. Plan your stone using the Stone Design Activity Sheet.
2. Draw the design onto your stone in pencil (make sure the stone is clean and dry).
3. Paint the stone.
4. Complete your Information Card Activity Sheet to explain the symbol you have painted.



Display



Share your stone with the class and explain:


The symbol you chose

Who you chose that symbol

What your symbol means

What are the key symbols of Christianity?

Aim



- I can name and explain the key symbols of Christianity.

Success Criteria

- I can name and explain the key symbols of Christianity.
- I can create an information card to explain one of the Christian symbols.



Information Card

I can name and explain the key symbols of Christianity.



Complete the card below to be displayed with your painted stone.

Symbol chosen:

Why I chose this symbol:

Why this symbol is important to Christians:

What this symbol means:

Where you would see this symbol:

References to this symbol in the Bible (if any):

Stone Design

I can name and explain the key symbols of Christianity.

In the box below, draw a design for your stone.

