

Year 6 remote learning for 18/01/2021

Welcome to week 3 of home learning! I hope you are all ok and are keeping safe. Mrs. Switzer has put together another 'extra' pack for you. You'll need to text Mrs M on her HT Mobile to get a pack put out for you on the front foyer table.

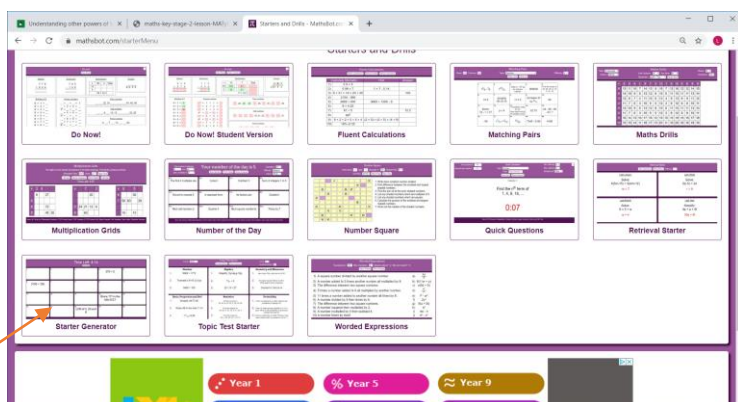
Mathematics lesson:

5-a-day booklet first. Answers can be found on:

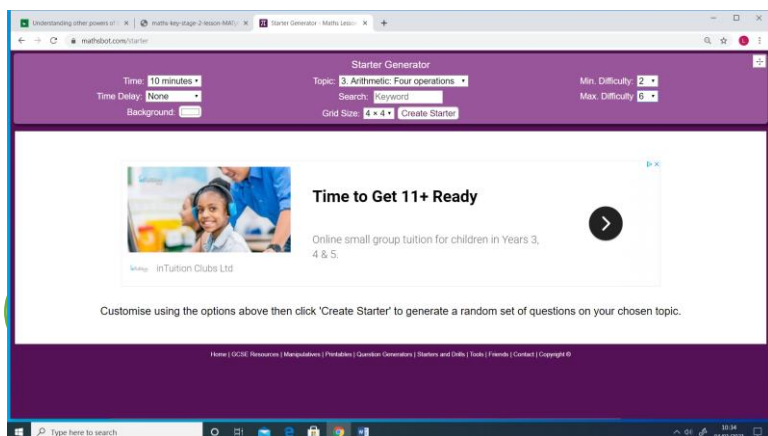
<https://corbettmathsprimary.com/2018/05/30/5-a-day-november-answers/>

Mental maths:

Use mathsbot as we normally do in class. <https://mathsbot.com/starterMenu>



Choose starter generator. Then choose time: 10 minutes, topic: four operations, min difficulty: 2, max difficulty 6. Then click create starter.



You will have 10 minutes to complete the starter as we would do normally in class. Once the time has run out, click each box to reveal the answers.

Main part of the lesson – Calculations – addition and subtraction of decimal numbers.

Below is a link to a lesson demonstrating how to add and subtract decimal numbers. Hopefully this is all just a recap for you as we did cover this in the Autumn term. To complete the tasks as you are going along, follow the lesson with a blank piece of paper and pause when necessary to write notes and complete example questions. Watch it through and ensure you have a go at the examples.

<https://www.youtube.com/watch?v=R4bzu2nS3xE>

Then choose your level of difficulty and have a go at the questions below. Answers are on the next page.

★		★★		★★★	
A1.๖	$0.8 + 0.01$	B1.๖	$8.1 + 0.056$	C1.๖	$6.62 + 38.9$
A2.๖	$0.02 + 0.06$	B2.๖	$0.54 + 0.93$	C2.๖	$4.37 + 51.4$
A3.๖	$0.03 + 0.1$	B3.๖	$9.2 + 0.072$	C3.๖	$82.5 + 0.855$
A4.๖	$0.1 + 0.5$	B4.๖	$0.048 + 7.8$	C4.๖	$62.3 + 0.35$
A5.๖	$0.3 + 0.05$	B5.๖	$0.058 + 0.65$	C5.๖	$4.95 + 0.729$
A6.๖	$0.1 + 0.1$	B6.๖	$0.29 + 5.4$	C6.๖	$0.339 + 0.571$
A7.๖	$0.8 + 0$	B7.๖	$0.07 + 0.068$	C7.๖	$7.91 + 22.7$
A8.๖	$0.08 + 0.5$	B8.๖	$8.7 + 0.082$	C8.๖	$0.725 + 92.1$
A9.๖	$0.8 + 0.6$	B9.๖	$4.4 + 0.026$	C9.๖	$56.9 + 1.65$
A10.๖	$0.05 + 0.8$	B10.๖	$0.61 + 0.43$	C10.๖	$2.67 + 0.552$

Answers

★		★★		★★★	
A1.ᵇ	0.81	B1.ᵇ	8.156	C1.ᵇ	45.52
A2.ᵇ	0.08	B2.ᵇ	1.47	C2.ᵇ	55.77
A3.ᵇ	0.13	B3.ᵇ	9.272	C3.ᵇ	83.355
A4.ᵇ	0.6	B4.ᵇ	7.848	C4.ᵇ	62.65
A5.ᵇ	0.35	B5.ᵇ	0.708	C5.ᵇ	5.679
A6.ᵇ	0.2	B6.ᵇ	5.69	C6.ᵇ	0.91
A7.ᵇ	0.8	B7.ᵇ	0.138	C7.ᵇ	30.61
A8.ᵇ	0.58	B8.ᵇ	8.782	C8.ᵇ	92.825
A9.ᵇ	1.4	B9.ᵇ	4.426	C9.ᵇ	58.55
A10.ᵇ	0.85	B10.ᵇ	1.04	C10.ᵇ	3.222

Then try these subtraction questions:

★		★★		★★★	
A1.ᵇ	$0.1 - 0.02$	B1.ᵇ	$0.082 - 0.069$	C1.ᵇ	$4.48 - 2.87$
A2.ᵇ	$1 - 0.01$	B2.ᵇ	$0.24 - 0.059$	C2.ᵇ	$6.34 - 3.49$
A3.ᵇ	$0.2 - 0.1$	B3.ᵇ	$0.69 - 0.1$	C3.ᵇ	$43.3 - 32.8$
A4.ᵇ	$0.4 - 0.01$	B4.ᵇ	$0.26 - 0.083$	C4.ᵇ	$45.8 - 0.672$
A5.ᵇ	$1 - 0.5$	B5.ᵇ	$0.86 - 0.041$	C5.ᵇ	$9.97 - 0.564$
A6.ᵇ	$0.08 - 0.01$	B6.ᵇ	$2.7 - 0.031$	C6.ᵇ	$0.799 - 0.306$
A7.ᵇ	$0.03 - 0.03$	B7.ᵇ	$1.5 - 0.058$	C7.ᵇ	$0.355 - 0.233$
A8.ᵇ	$0.8 - 0.2$	B8.ᵇ	$3.5 - 1$	C8.ᵇ	$29.9 - 0.766$
A9.ᵇ	$0.4 - 0.2$	B9.ᵇ	$0.098 - 0.049$	C9.ᵇ	$91.5 - 0.379$
A10.ᵇ	$0.2 - 0.06$	B10.ᵇ	$9 - 0.67$	C10.ᵇ	$73.8 - 23.1$

Answers

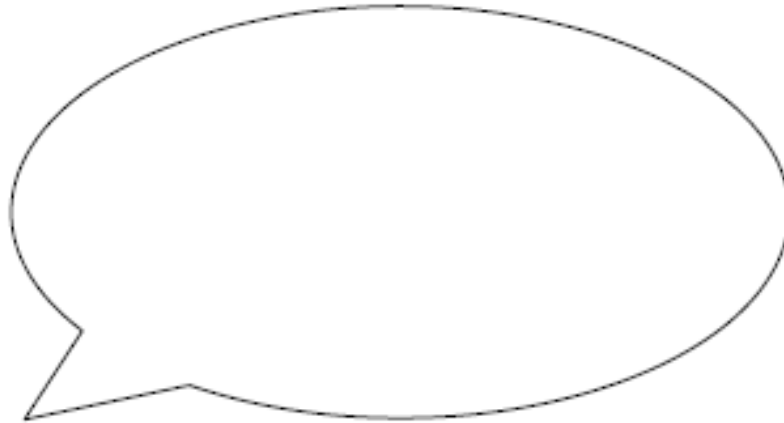
★		★★		★★★	
A1.ᄇ	0.08	B1.ᄇ	0.013	C1.ᄇ	1.61
A2.ᄇ	0.99	B2.ᄇ	0.181	C2.ᄇ	2.85
A3.ᄇ	0.1	B3.ᄇ	0.59	C3.ᄇ	10.5
A4.ᄇ	0.39	B4.ᄇ	0.177	C4.ᄇ	45.128
A5.ᄇ	0.5	B5.ᄇ	0.819	C5.ᄇ	9.406
A6.ᄇ	0.07	B6.ᄇ	2.669	C6.ᄇ	0.493
A7.ᄇ	0	B7.ᄇ	1.442	C7.ᄇ	0.122
A8.ᄇ	0.6	B8.ᄇ	2.5	C8.ᄇ	29.134
A9.ᄇ	0.2	B9.ᄇ	0.049	C9.ᄇ	91.121
A10.ᄇ	0.14	B10.ᄇ	8.33	C10.ᄇ	50.7

English lesson:

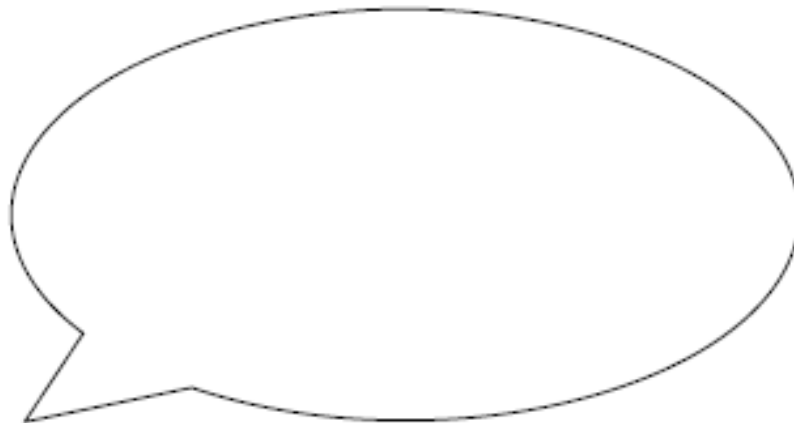
Activity 1: Last week we created an incident report using formal language. What does the term 'formal language' mean? Can you give some examples?

Activity 2: Look at the dilemma activity below. Write a short statement in each speech bubble, demonstrating the difference in formal and informal language when speaking to two different people about the same thing. Which is more formal? Why is this? Can you think of your own examples of when you might need to use formal and informal language?

You have borrowed your teacher's favourite pen without asking and broken it. You phone your best friend to tell them what has happened, what do you say?



Your teacher goes to use the broken pen and you decide to do the right thing and be honest. What do you say about it?



Spellings for the week:

Mrs. Rudd's group

(Silent letters)

Doubt

Island

Lamb

Solemn

Mrs. Switzer's group

(Prefixes)

Appoint

Disappoint

Agree

Disagree

Thistle

Obey

Knight

Disobey

Numb

Behave

Thumb

Misbehave

Whistle

Lead

Wrestle

Mislead

VIPERS lesson:

Our focus for this week is Inference.

In our first VIPERS lesson, we read the text, underline and identify any words we do not understand and use a dictionary to find their definitions.

I have attached the PDF separately for you to read.

P.E. lesson:

Continue with your circuit training. Did you beat your score?