

Wednesday 24th February 2021

English

WALT: use a dictionary to find the meaning of words we don't know.

You'll need a dictionary for this activity or visit: <https://kids.wordsmyth.net/we/> and use an online dictionary. A dictionary is a very important book that tells us what lots of words mean (remember I've used the big one in class?). You look for a word by its first letter because all of the words are listed alphabetically. Be careful though because, as we know, some words have more than one meaning! So, if you find a word with more than one meaning, you'll have to work out which one you need! I've put some of the words from the poem that I thought you might not know below. Look up each word in the dictionary or use the online dictionary, and read what it says about the word, then in your own words, give each word a meaning.

vales	
host	
fluttering	
continuous	
margin	
glance	
bay	
sprightly	

Wednesday 24th February 2021

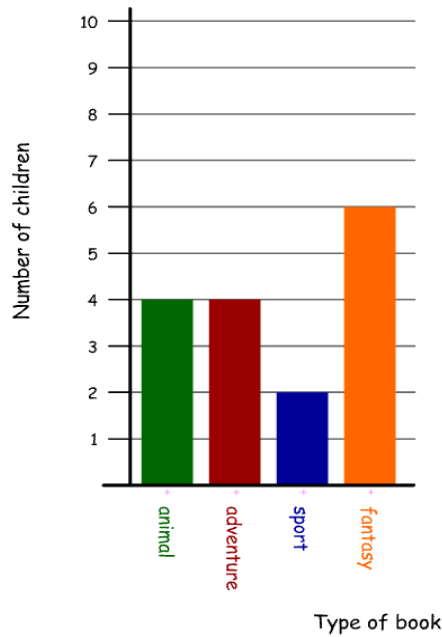
Maths

WALT: draw and interpret a block graph.

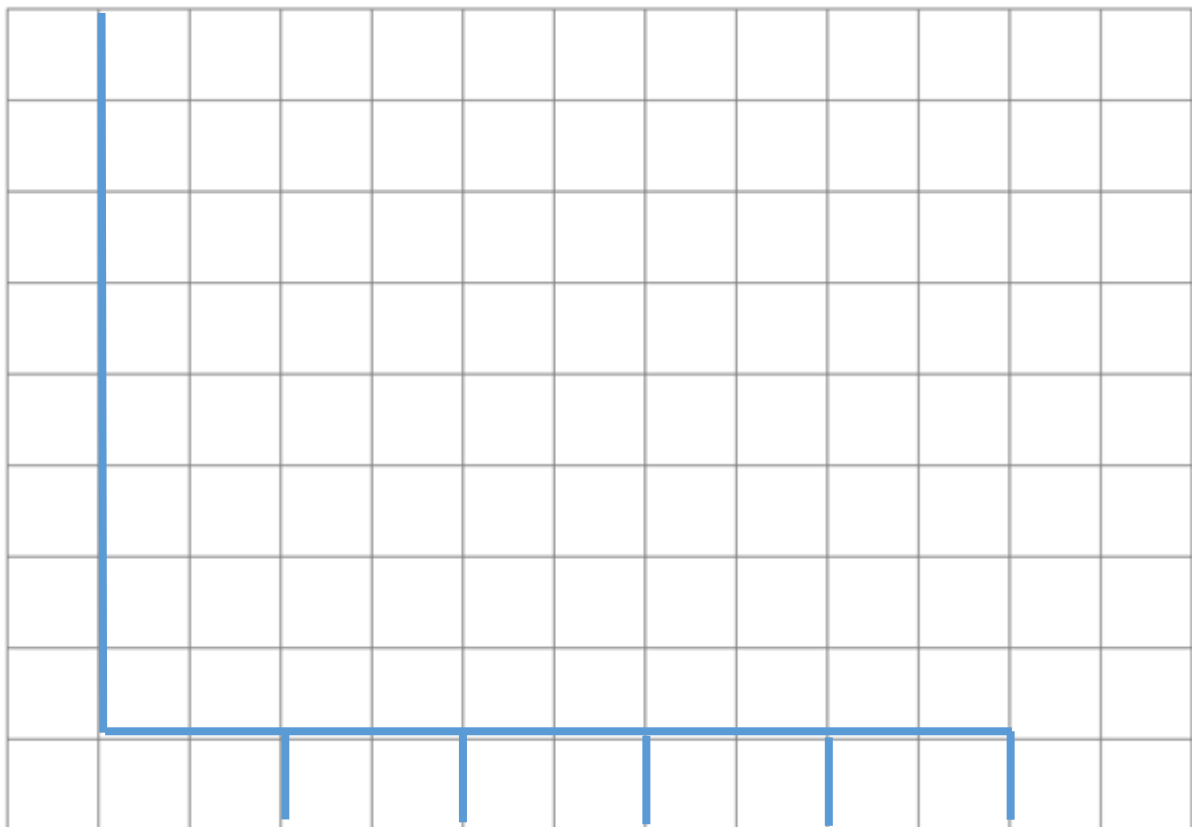
Today you are going to draw a block graph showing the favourite fruits of Year 2. Firstly, you need some information to put on the graph. I've added a tally chart for you to use.

Banana	Apple	Grapes	Orange	Other

Use the squared paper below to draw the graph.



Here's an example for you to look at.



Wednesday 24th February 2021

Maths

WALT: draw and interpret a block graph.

Once you've completed your graph, answer the following questions:

1. Which fruit was the most popular? _____
2. How many more people preferred grapes to bananas? _____
3. How many people liked apples and oranges altogether? _____

Today we are revising nouns. Nouns are names of people, places and things. Proper nouns are specific names for people, places or things and begin with a capital letter. So, our names have capital letters: Teddy, Alex and Chloe. Countries, cities and towns start with capital letters: England, London and Colchester. Visit the website to play a quick quiz:

<https://www.bbc.co.uk/bitesize/topics/zrqqtfr/articles/zpd8ng8#:~:text=Proper%20nouns,begin%20with%20a%20capital%20letter.>

What is a Proper Noun?

Common nouns are the general names for people, places, objects or animals.

Proper nouns are different as they name specific places/landmarks or people/characters (e.g. Benji the dog). They should always start with a capital letter. Months of the year, days of the week, some events/festivals and brand/company names are also considered to be proper nouns.

Can you sort these cards into two sets of common nouns and proper nouns? The proper nouns have deliberately been spelt using lower-case letters to make the task trickier!

Extra Challenges:

- Use some of the proper nouns in sentences - don't forget their capital letters.
- Turn all of the cards face down on your table and play matching pairs with a partner. Can you choose two common nouns or two proper nouns so that you can keep the cards?

roald dahl	dog	lego	egg
christmas	diwali	september	friday
winter	week	author	scooby doo
wayne rooney	footballer	holiday	adidas
teacher	cartoon	wallace and gromit	america
country	europe	planet	eiffel tower
bridge	pop star	desk	disney
buckingham palace	queen elizabeth II	king	library

Phonics


Remember we are thinking about /ea/ saying the /e/ sound. Read the clues below and see if you can work out the missing word. All of the words can be found on the roll-a-word from yesterday.

1. Bob hit the ball with his _____.
2. I like to eat _____ with butter.
3. Exercise keeps you _____.
4. Every day I have cereal for my _____.
5. The bird's _____ were very soft.

Wednesday 24th February 2021

Science

WALT: look closely at plants and trees and record what I see.



Plants: Trees are a common plant.

oak

rowan

holly

beech

hawthorn

sycamore

birch

lime

Photos courtesy of: iStockphoto.com, iStockphoto.com, iStockphoto.com, iStockphoto.com, iStockphoto.com, iStockphoto.com, iStockphoto.com, iStockphoto.com

Observing Plants

Go for a walk outside to see what plants and trees you can find.

See if you can find a daffodil. Look closely at it, possibly opening up the flower so you can see inside. Draw the daffodil below and label the different parts. There's a picture on the next page with the answers for you to check.

